




District Report Card: 2017			
State: Haryana		District: Yamunanagar	
Class: 8		Subject: Language	
Schools: 51		Students: 1086	


Participation/Coverage


Students

<div>GENDER</div> <div></div>	Boys		Girls	
	Number	%	Number	%
	479	44.11	607	55.89

<div>AREA</div> <div></div>	Rural		Urban	
	Number	%	Number	%
	795	73.20	291	26.80

<div>CATEGORY</div> <div></div>	SC		ST		OBC		GEN	
	Number	%	Number	%	Number	%	Number	%
	419	38.58	21	1.93	502	46.22	144	13.26

<div>CWSN</div> <div></div>	LD	VI	HI	S&LD	ID	Oth
	5	1	4	0	1	3

<div>Management</div> <div></div>	Government		Government-aided	
	Number	%	Number	%
	926	85.27	160	14.73

Average Performance of Students in Language (%)

Overall	Gender		Area		Management		Social Group			
	Male	Female	Rural	Urban	Govt.	Aided	SC	ST	OBC	GEN
54.05	52.61	55.19	52.52	58.24	53.38	57.92	52.00	59.68	55.37	54.63

Performance on Learning Outcomes (LOs)

Learning Outcomes	Description	Average Performance(%)
L813	Read textual/non-textual materials with comprehension and identifies the details, characters, main idea and sequence of ideas and events while reading	54.05

Range of Performance of Students who Answered Correctly							
Below 30%		30% - 50%		50% - 75%		Above 75%	
Number	%	Number	%	Number	%	Number	%
157	14.46	293	26.98	471	43.37	165	15.19

Lowest Performing Learning Outcomes (LOs)

1 - Read textual/non-textual materials with comprehension and identifies the details, characters, main idea and sequence of ideas and events while reading (54.05)